

MEGA MILES CHALLENGE 2026 - STEP BY STEP GUIDE



HOW TO SIGN UP

You can sign up via this link – [Sign Up](#).

If you have taken part before, please complete the **Taken Part Before** section to login. If you are new to the challenge, please use the **Create Profile** section. Complete the relevant information on the page, ensuring you complete the **Where Do You Work** section. If you are a current Civil Servant, please enter your department and region. This will help us share real and up to date results on the impact you're having throughout the challenge. Once you have filled in your personal details, address and where you work, you will be taken to the next page to Create or Join a Team. If you wish to do neither, you can Skip this section. The final step is the option to make a self-donation to your fundraising page. By kickstarting your fundraising, you can raise up to 13% more. Once you complete or skip this step, you will be taken to your profile where you will be given an option for a virtual tour.

SIGN UP BELOW
Fill in your details to create your page or if you've taken part before, simply log in to register in the Mega Miles Challenge.

CREATE PROFILE **TAKEN PART BEFORE**

PERSONAL DETAILS

Title *
Miss

First Name * Last Name *

JOIN A TEAM

You can create or join a team throughout the registration flow.

You can create or join a team throughout the registration flow.

If you have already signed up as an individual, you can use a join team link from another individual who has created a team. If you click the link they share to you, you will then be able to join their team. Alternatively, if you log into your account, use the find a fundraiser button in the top right and search for the team you would like to join, you can click the Join Team button on their team fundraising page.

SET UP YOUR TEAM PAGE
Create your team fundraising page, and allow people to join your team.
If you don't intend to take part as a team scroll down and skip to the next page.

Create a team **Join a team**

Team Name *

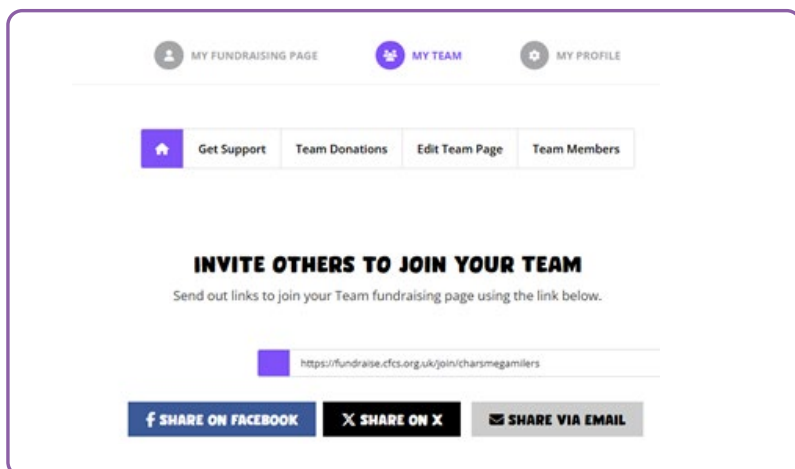
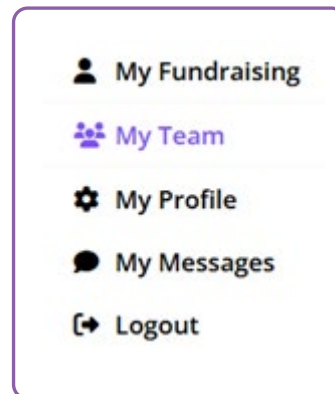
Your fundraising target
£ 150

Allow anyone to join my team
Yes No This will add a join button on your team page allowing anyone to join your team



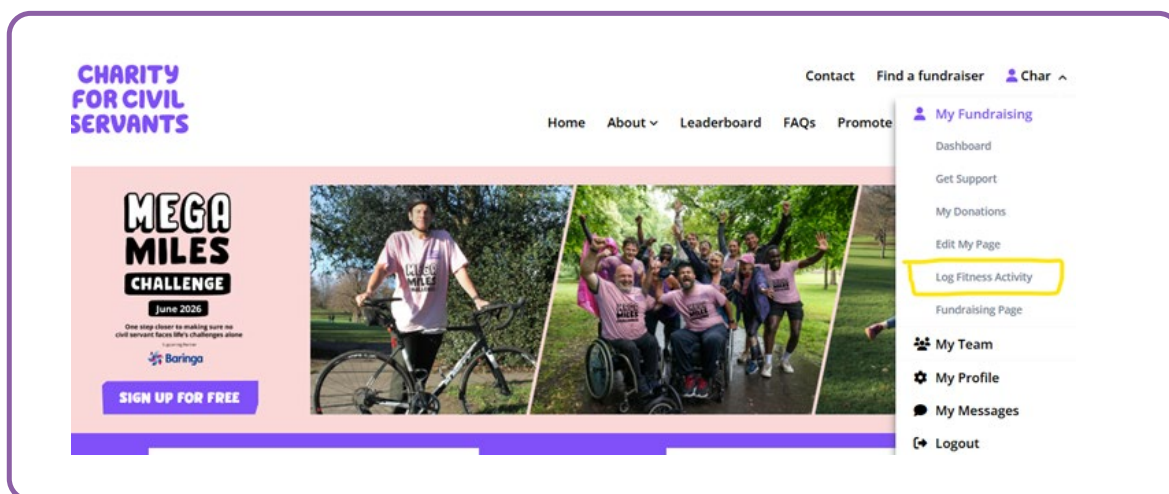
If you have created a team and want to share your join team link, log in to your account, navigate to your name in the top right, click **My Team** in the dropdown.

Copy your join team link or choose how you want to share this (via social channels).



TRACK DISTANCE

You can connect your account to Strava account by logging in, navigating to your name in the top right, selecting **log fitness activity** in the dropdown.



Scroll down and then click **connect to Strava**.



If you don't have a Strava account, you can manually upload your activity which is located on the same page underneath the **connect to Strava** button.

You can select different activities by the activity dropdown, you can enter your miles which automatically converts to steps and vice versa. Click save and this will then update your miles logged on your fundraising page.

ADD MILES MANUALLY

You can manually add any activity you have completed using the options below.

Date *

Activity Type *

Distance (mi) *

Steps

2000 steps = 1 mile

SAVE

You can select different activities by the activity dropdown, you can enter your miles which automatically converts to steps and vice versa. Click save and this will then update your miles logged on your fundraising page.

Activity Type *

- Select option
- Walk
- Run
- Wheelchair use
- Cycle

SAVE

DONATE

You can make a donation to an individual or team fundraising page. Select an amount and click **Donate to [persons name]**. You will then be given the option to fill in the relevant information to make your donation. You can make your donation via PayPal, Credit Card, Debit Card or Link. Once you have made your donation, you will receive a confirmation email and your donation will be added to their fundraising total which appears on their fundraising page.

Select amount to donate

£8	£17	£25	£32
----	-----	-----	-----

£

DONATE TO CHAR